



Math Virtual Learning

Early Education

Matching

April 21, 2020




Early Ed Math
Lesson: 04/21/2020

Learning Target:
Students will match different sizes of circles.


Let's Get Started:
Watch Video: [Circle](#)

Practice:


Name the shape. Is it big, medium or small?



This is a big circle.



This is a medium circle.



This is a small circle.

Activity:

Circle Match

Materials needed: Lids of different sizes, paper, marker

1. Find different circular lids in your house.
2. Using a marker, trace the lids on paper.
3. Ask your child to match the lids.
4. Ask your child:
 - a. What size is that circle?
 - b. Is that a small circle?
 - c. Is this circle medium sized?
 - d. Which one is a big circle?



Watch Video: [Circle Match Game](#)

Another way to play is to write numbers on each lid. Match the numbers. Talk about the colors of the circles. Stack them.